

EFFECI

4432


MECHANICAL SEWING MACHINE FOR HEAVY DUTY



Description

HEAVY DUTY free arm mechanical sewing machine for heavy duty.

Every detail of this machine is designed to be able to sew on heavy duty: the powerful motor, the sturdy frame, the metal reinforcement plate on the work surface, the adjustment of the pressure of the presser foot, the double lifting of the presser foot, the rotary hook and the 7-row feed dog. Speed up to 1000rpm.



32 Stitches

Stitch length adjustment (max 4.5mm) and zig-zag width (max 6mm). 1-step buttonhole.





For Heavy Duty

The metal reinforcement plate on the worktop matching the powerful motor allows you to sew on heavy duty.

Features

- Automatic needle threader
- Rotary hook
- LED light
- Foot pressure adjustment
- Needle position left/center/right
- Double presser foot lift
- Feeding exclusion lever
- 7-row feed dog
- Spool pin for double needle
- Dust cover



@fuse_carlo_spa
www.fuse.it
fuse@fuse.it

